

OPPORTUNITY OCCUPATIONS: LOUISIANA

EXPLORING ECONOMIC OPPORTUNITY FOR WORKERS IN THE SOUTHEAST

MARCH 2019



WHAT ARE OPPORTUNITY OCCUPATIONS?

Opportunity occupations are occupations that are generally accessible to workers without a bachelor's degree and that pay more than the national median wage (\$37,690 in 2017), adjusted for local cost-of-living differences. They offer economic opportunity for middle-skill workers—those who have finished a high school degree but have not completed college—and for workers in certain occupations who do not have a high school degree.

WHAT ARE THE JOBS?

TOP 10 OPPORTUNITY OCCUPATIONS

MEDIAN ANNUAL WAGE AND NUMBER OF EMPLOYED IN 2017



\$50K

Wholesale & manufacturing sales reps

22,440 employed



\$40K

Truck drivers

21,190 employed



\$46K

Office & admin. supervisors

21,110 employed



\$38K

Licensed practical nurses

20,340 employed



\$36K

Bookkeeping & accounting clerks

20,210 employed



Executive secretaries & admin. assistants -
\$40K / 14,770 employed



Welders - **\$48K / 14,210 employed**



Electricians - **\$50K / 11,470 employed**



Carpenters - **\$41K / 12,200 employed**



Construction & extraction supervisors -
\$61K / 11,620 employed

WHERE ARE THE JOBS?

SELECTED METROPOLITAN AREAS

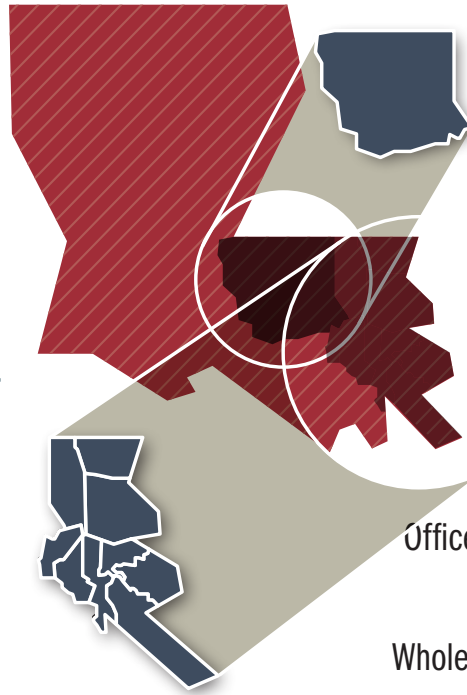
TOP OPPORTUNITY OCCUPATIONS, MEDIAN WAGE, AND NUMBER OF EMPLOYED IN 2017

NEW ORLEANS-METairie

25.7%

of workers are employed in opportunity occupations.

OCCUPATION	MEDIAN WAGE	NUMBER OF EMPLOYED
Wholesale & mfg. sales reps	\$50K	8,170
Maintenance & repair workers	\$36K	7,110
Office & admin. supervisors	\$48K	6,260
Bookkeeping & accounting clerks	\$37K	5,720
Truck drivers	\$43K	5,360



BATON ROUGE

28.8%

of workers are employed in opportunity occupations.


OCCUPATION	MEDIAN WAGE	NUMBER OF EMPLOYED
Truck drivers	\$44K	4,410
Office & admin. supervisors	\$48K	4,100
Wholesale & manufacturing sales reps	\$51K	4,080
Construction & extraction supervisors	\$64K	4,040
Bookkeeping & accounting clerks	\$36K	3,950

OPPORTUNITY OCCUPATIONS IN LOUISIANA

DISTRIBUTION OF EMPLOYMENT BY WAGES IN 2017

27.1%

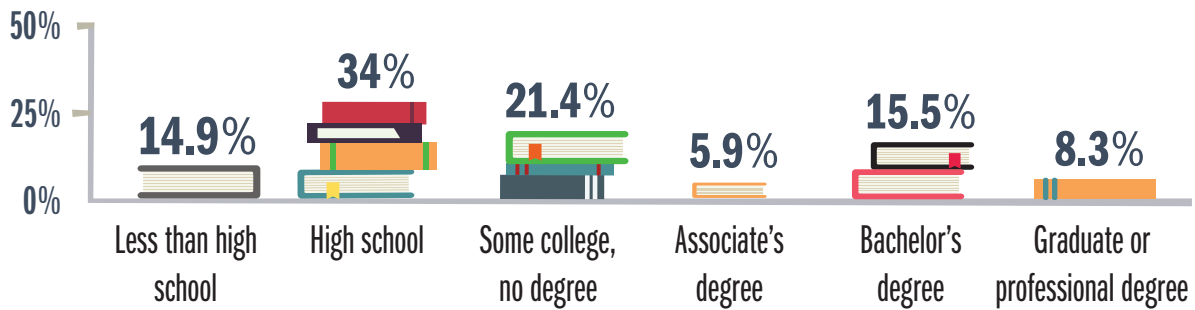
of workers are employed in opportunity occupations.



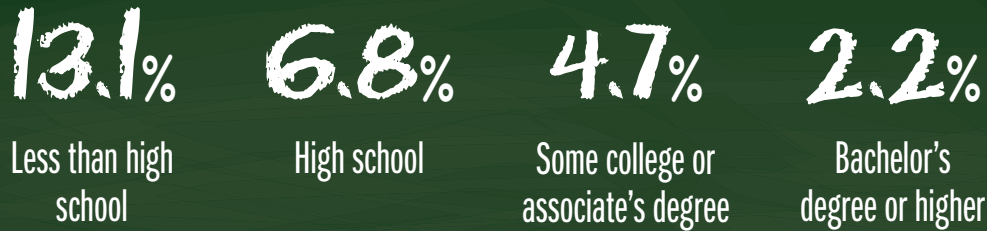
EDUCATIONAL ATTAINMENT IN LOUISIANA

HOW MANY PURSUE HIGHER EDUCATION?

EDUCATIONAL ATTAINMENT FOR PEOPLE OVER 25 (2017)



UNEMPLOYMENT RATE BY EDUCATIONAL ATTAINMENT FOR PEOPLE BETWEEN 25 AND 65 (2017)



MEDIAN EARNINGS BY EDUCATIONAL ATTAINMENT FOR PEOPLE OVER 25 (2017)



Sources:

- U.S. Bureau of Labor Statistics: Occupational Employment Statistics (2017) and Occupational Outlook Handbook (2016-26)
- U.S. Bureau of Economic Analysis: Regional Price Parities (2016)
- U.S. Census Bureau: American Community Survey: 2017 one-year estimates

For more information visit us at
frbatlanta.org/opportunityoccupationsmonitor

